

# TEHAMA COUNTY, CALIFORNIA

# 2019

## HOMELESS POINT-IN-TIME COUNT REPORT

**WHAT IS THE HOMELESS POINT IN TIME COUNT?** Every other year in January, the Tehama County Continuum of Care conducts a count and voluntary survey of people experiencing homelessness. This “point-in-time count” is a one-day snapshot that captures the characteristics and situations of individuals and families living in Tehama County without homes.

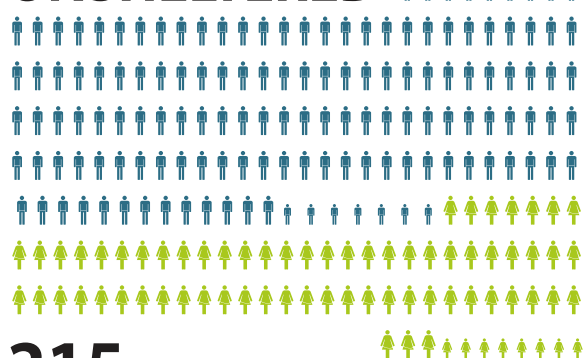
### HOMELESS SITUATIONS

**UNSHELTERED:** Sleeping in places not meant for habitation, such as vehicles or outdoors


**SHELTERED:** Sleeping in a supervised facility that provides temporary living accommodations

**JAIL:** In the jail the night of the count, but would have otherwise been unsheltered or sheltered.

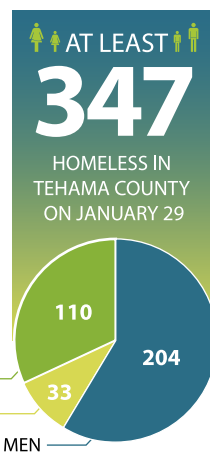
#### UNSHELTERED



#### SHELTERED



#### JAIL



#### UNSHELTERED PERSONS BY CITY:

RED BLUFF:  
**154**

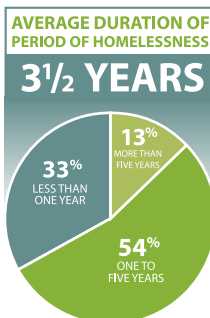
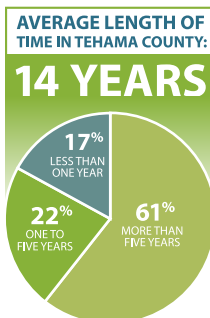
CORNING: **37** OTHER: **24**

LOS MOLINOS: 9, RANCHO TEHAMA: 15

### HOMELESSNESS IS A CIRCUMSTANCE.

The make-up of the homeless population in any particular area is not a constant. At any given time, people are becoming housed, while others are losing their housing. Almost three-quarters of the people counted in this report were, at one time or another, stably housed right here in Tehama County. They are here in our community because it is their home, just like it is for any of us who are currently housed in Tehama County.

**73%**  
REPORTED  
HAVING BEEN  
STABLY HOUSED  
IN TEHAMA  
COUNTY IN THE  
PAST.



OVER ONE THIRD OF UNSHELTERED  
HOUSEHOLDS HAVE ONE OR MORE

**PETS**

51 DOGS

5 CATS

1 SNAKE



**How the CoC make sure people are only counted once?** The Point-in-Time Count is conducted as a “blitz” count - all surveys are completed over the course of just a few hours to decrease the likelihood that a potential respondent will encounter surveyors in more than one area. Additionally, each respondent is asked to provide two pieces of partially identifying information which are combined into one unique identifier. The results are checked for duplicates. Only one person per identifier is counted.

**Why is the 2019 unsheltered count higher than the 2017 count?** Conducting an accurate blitz count requires that an adequate number of surveyors be available to cover an area over a short time. 2019 saw an increase in both individual surveyor and organizational participation, many of whom had existing relationships with respondents or logistical expertise, allowing for a more accurate count to take place in 2019.

### CONTRIBUTING FACTORS

When surveyed adults were asked about the factors that contributed to their current homelessness, only 3% claimed to be homeless by choice. Other contributing factors reported generally fell under one of four categories, and most adults cited more than one:

#### FAMILY CRISIS OR BREAK-UP

Includes domestic violence or another family crises and aging out of the foster care system.

**39%**

#### LACK OF EMPLOYMENT/INCOME

Includes loss of employment, limited job skills, or lack of or loss of other income.

**34%**

#### HEALTH/MEDICAL ISSUES

Includes mental health issues, substance abuse, chronic illness or other health problems.

**33%**

#### HOUSING LOSS

Includes eviction, foreclosure or home destroyed or becoming unlivable/condemned. Includes those displaced by wildfire(s).

**33%**

# OBSTACLES TO STABILIZATION: Health & Wellness Issues

This year's survey of unsheltered adults in Tehama County provided valuable insight on the additional challenges that complicate efforts to become and remain stably housed. Overall, **79% of unsheltered adults** reported having one or more the following issues:



## Long-Term Medical Issues

44% of unsheltered adults reported having one or more physical disabilities, one or more chronic health conditions, or both.



## Mental Illness

42% of unsheltered adults reported having a mental illness, and of those, more than two-thirds indicated that their illness substantially limits their ability to complete every day tasks.



## Substance Use

36% of unsheltered adults reported struggling with drug and/or alcohol use.



**15%** of unsheltered adults reported having a mental illness **and** struggling with substance use.

## Victimization & Trauma

53% of unsheltered adults reported having been abused by someone close to them at some point in their lives:



## Adults Abused as Children

37% of unsheltered adults reported having been abused by a family member or another trusted adult when they were children.



## Victims of Domestic Violence

41% of unsheltered adults reported having been abused by a spouse or dating partner.



**23%** of unsheltered adults surveyed reported having been abused as children **and** later being abused by a spouse or dating partner.

# DOUBLED UP: Homeless and Precariously Housed Youth

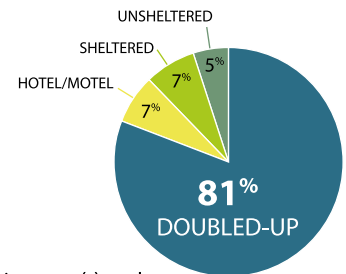
Not everyone without a home fits into the categories included in the Point-in-Time Count. Research conducted by the National Alliance to End Homelessness suggests that around 1.65% of the U.S. population is “**precariously housed**” at any given time. This includes those who are “doubled up” - individuals temporarily staying with family or friends (also referred to as “couch-surfing”) or families that are staying with other families in housing units intended to house only one family - and unaccompanied youth and families with children staying in hotel or motel rooms not intended to be lived in long-term.

Data about housing situations is collected by the Tehama County Department of Education (TCDE) and through Northern California Child Development, Inc. (NCCDI) to ensure that students receive the support they need to succeed in school. For the purposes of these programs, both students who are literally homeless (unsheltered or staying in shelters or transitional housing programs) and those who are precariously housed are considered “homeless” and are therefore eligible for these extra supports.

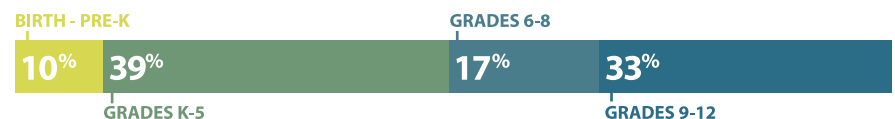
According to TCDE and NCCDI data,

**At least 650 CHILDREN in Tehama County qualified for homeless services in the 2018-19 school year.**

While many of these children were homeless with their parent(s) and sibling(s), the data suggests that up to 23%, mostly in grades 9-12, were “couch-surfing” - staying with friends’ families or relatives other than their immediate families through unofficial, and usually temporary arrangements. Youth in these circumstances are especially vulnerable, as they lack the support system that many other youth have to help them as they transition to adulthood.



## TEHAMA COUNTY HOMELESS YOUTH BY AGE/GRADE LEVEL:



# MOVING FORWARD

The 2019 Point in Time Count was conducted by the Tehama County Continuum of Care, in collaboration with the County of Tehama and other community stakeholders, who are working towards a solution to homelessness in our community.

This work is ongoing and includes designing and providing services necessary to assist those who are unhoused in Tehama County to stabilize, to become permanently housed, and to contribute meaningfully to their communities.

If you would like to learn more about these efforts, we invite you to review the Tehama County 10-Year Plan to End Homelessness available to the public at: [www.tehamacoc.org/plan](http://www.tehamacoc.org/plan)

*The Tehama County Continuum of Care is a collaborative of service providers and community members committed to addressing homelessness in Tehama County. For more information on the data presented in this report or the Continuum of Care in general, please visit [www.tehamacoc.org](http://www.tehamacoc.org) or contact us at [info@tehamacoc.org](mailto:info@tehamacoc.org).*



**TEHAMA COUNTY**  
**CONTINUUM of CARE**

[www.tehamacoc.org](http://www.tehamacoc.org)